


# A Look At The Numbers

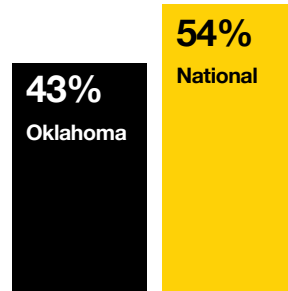
# Oklahoma Population Health Statistics

Managed care organizations can help Oklahoma improve many of its state health metrics that have fallen behind national averages.

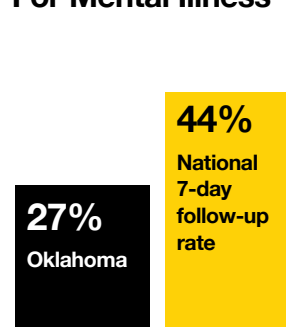
## Emergency Department Visits<sup>1</sup>



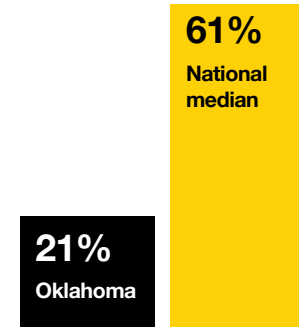
## Breast Cancer Screenings<sup>2</sup>



## Follow-Up After Hospitalizations For Mental Illness<sup>3</sup>



## Postpartum Care<sup>4</sup>



<sup>1</sup> emergency department visits for children ages 0-19 per 1,000 beneficiary months in 2018 - [medicaid.gov](https://www.medicicaid.gov)

<sup>2</sup> percentage of women ages 50 to 74 who received a mammogram to screen for breast cancer in 2018 - [medicaid.gov](https://www.medicicaid.gov)

<sup>3</sup> percentage of children ages 6-20 who were discharged after hospitalization for treatment of selected mental illness diagnoses and had a follow-up visit with a mental health provider in 2018 - [medicaid.gov](https://www.medicicaid.gov)

<sup>4</sup> percentage of deliveries with a timely postpartum care visit after delivery in 2018 - [medicaid.gov](https://www.medicicaid.gov)