

A Look At The Numbers

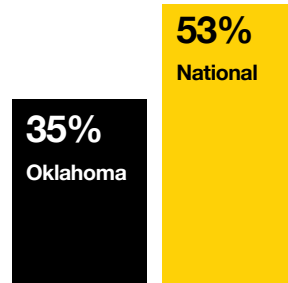
Oklahoma Population Health Statistics

Modern managed care organizations can help Oklahoma improve many of its state health metrics that have fallen behind national averages.

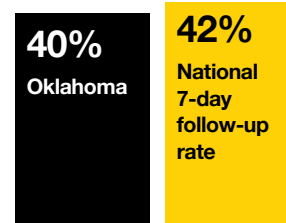
Emergency Department Visits¹



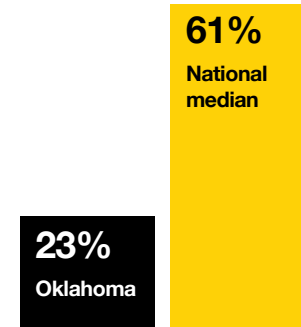
Breast Cancer Screenings²



Follow-Up After Hospitalizations For Mental Illness³



Postpartum Care⁴



¹ emergency department visits for children ages 0-19 per 1,000 beneficiary months in 2019 - [Medicaid.gov](https://www.medicicaid.gov)

² percentage of women ages 50 to 74 who received a mammogram to screen for breast cancer in 2019 - [Medicaid.gov](https://www.medicicaid.gov)

³ percentage of children ages 6-17 who were discharged after hospitalization for treatment of selected mental illness diagnoses and had a follow-up visit with a mental health provider in 2019 - [Medicaid.gov](https://www.medicicaid.gov)

⁴ percentage of deliveries with a timely postpartum care visit after delivery in 2019 - [Medicaid.gov](https://www.medicicaid.gov)